




Sound Stop 1

1. Hold one end of the ruler on the desk.



2. Push the other end with your finger.

3. See how many different sounds you can make.




Sound Stop 2

1. Pluck the elastic bands with your fingers.



Stay safe! Keep the elastic bands on the loom.



2. See how many different sounds can you make.




Sound Stop 3

1. Tap the tuning fork gently on the desk.



Stay safe! Don't put the tuning fork too close to your ear.

2. Tap the tuning fork on the desk again. Touch the back of your hand with it.



3. Tap the tuning fork on the desk again. Put it in the cup of water.

