








-  Roads
-  Trails
-  Mileage Markers
-  Creeks
-  Pit Toilet
-  Backcountry Campground
-  Mountain



Smithsonian
Science Education Center

WHAT CAN MAPS TELL US ABOUT LAND AND WATER ON EARTH?
 Map Legend
 Smithsonian Science for the Classroom™
 © Smithsonian Institution
 CREDIT: National Parks Service