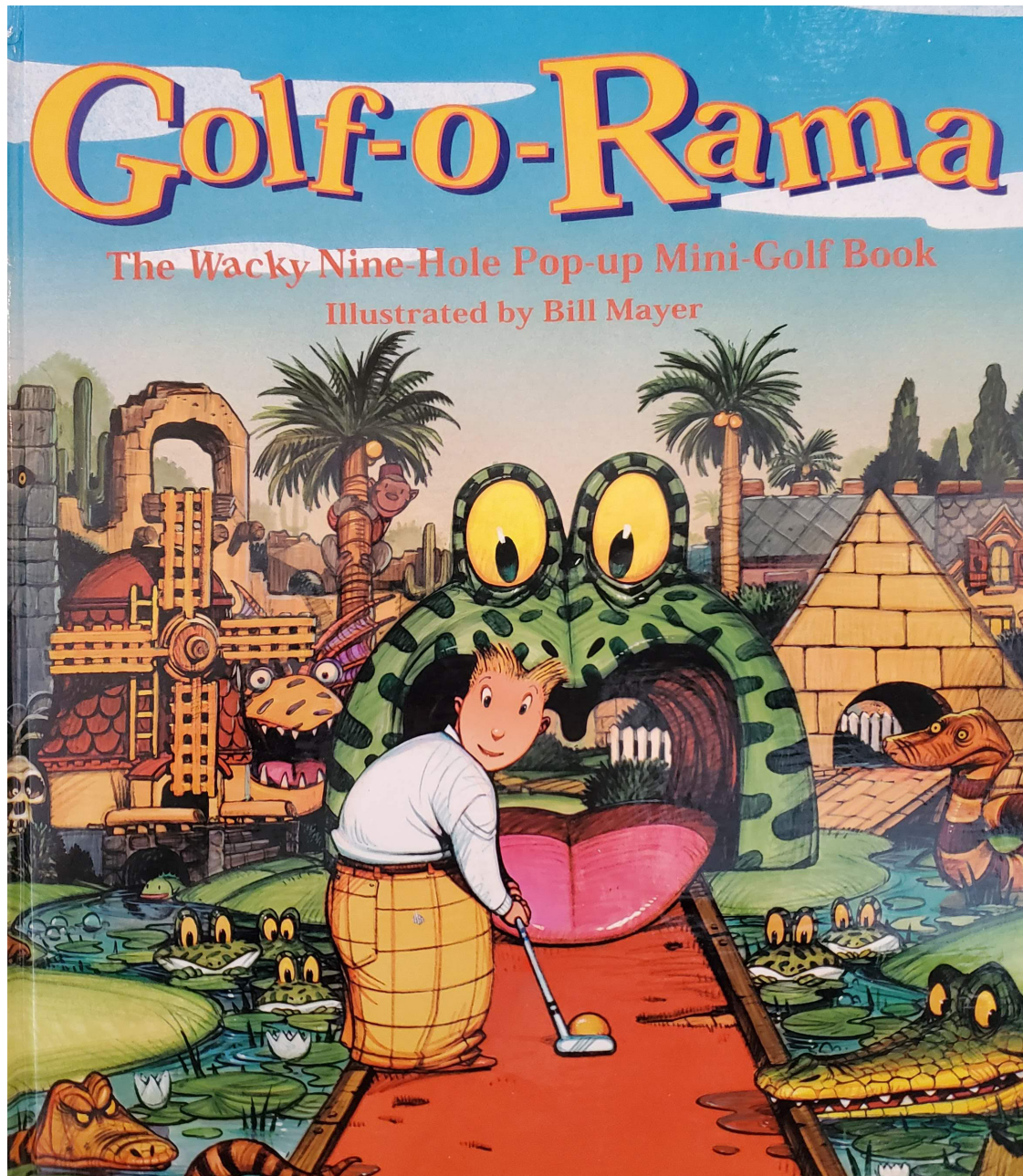


Golf-o-Rama: The Wacky Nine-Hole Pop-Up Mini Golf Book



HOW CAN WE CHANGE AN OBJECT'S MOTION?

Golf-o-Rama Pop-Up Mini Golf Book
Smithsonian Science for the Classroom™
© Smithsonian Institution

CREDIT: Golf-o-rama: the wacky nine hole pop-up mini-golf book/illustrated by Bill Mayer/ designed by Jim Deesing/paper engineering by Dennis K. Meyer and José Seminario/Smithsonian Institution Libraries




Smithsonian
Science Education Center



A WATERY GRAVE • Par 2 •
 Stroke the ball between the crocs and snakes, banking off one of them to get to the hole.
 Hazard: A bad bounce, and into the swamp you go.
 Penalty: Add one stroke for swimming in the swamp.

Scorecard			
Hole #	Par	Player #1	Player #2
1	2		
2	2		
3	2		
4	2		
5	2		
6	3		
7	2		
8	2		
9	2		
Total	22		

EASY PREY • Par 2 •
 Gently putt the ball through the gaping jaws of the slimy swamp thing.
 Hazard: He tends to be hungry.
 Penalty: Add two strokes if the ball gets swallowed.




WINDY AND WINDY • Par 1 •
 Tap the windmill and send
 the ball between the blades.
 Hazard: May cause extreme
 irritation and dizziness.
 Penalty: Add one stroke if
 the ball hits a blade.

FROG'S FOLLY • Par 2 •
 Knock the ball through the frog's
 mouth—but watch that tongue!
 Hazard: Sticky taste buds could
 catch you like a fly.
 Penalty: Add one stroke if the ball
 misses the tongue.

HOW CAN WE CHANGE AN OBJECT'S MOTION?

Golf-o-Rama Pop-Up Mini Golf Book
 Smithsonian Science for the Classroom™
 © Smithsonian Institution

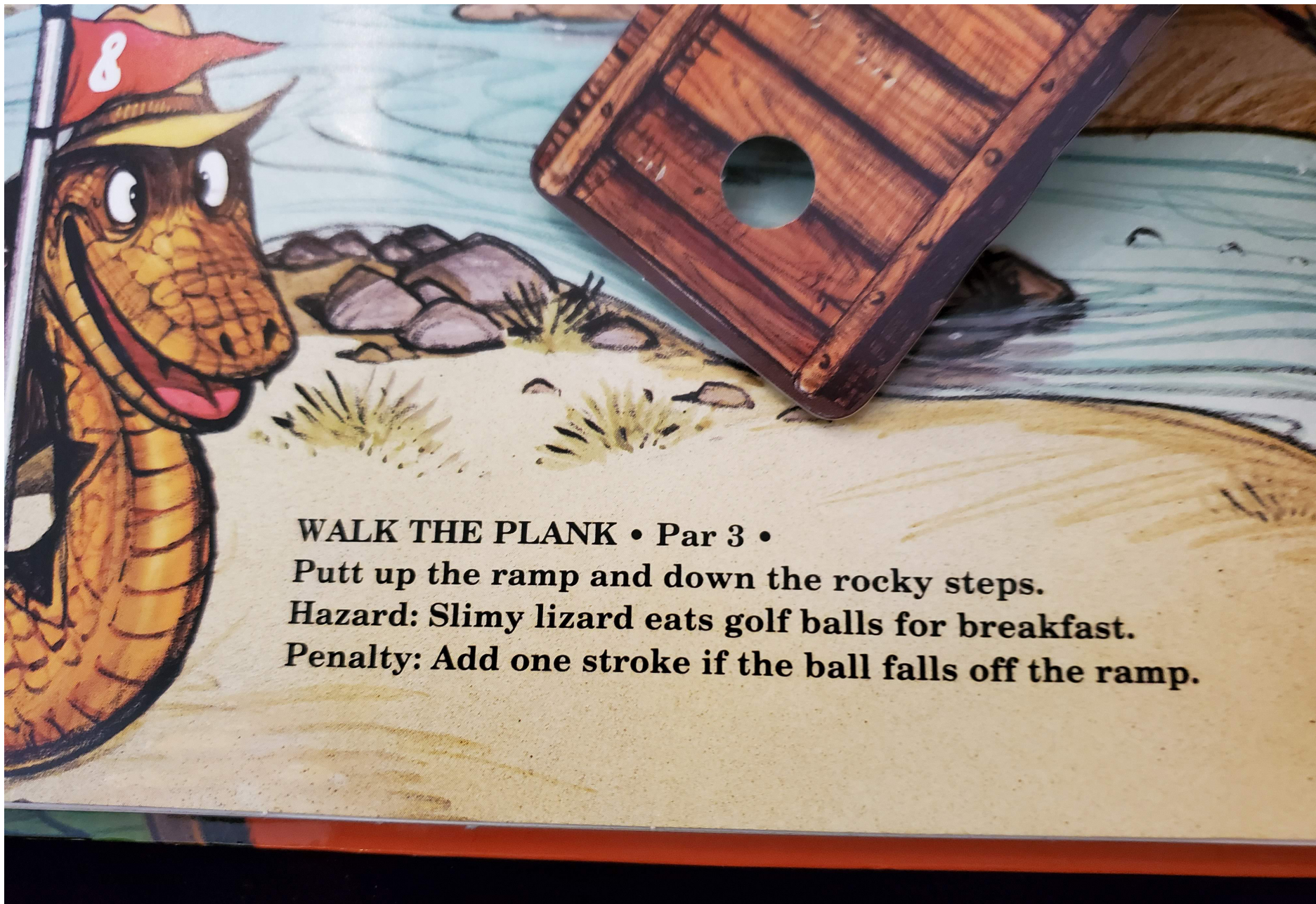
CREDIT: Golf-o-rama: the wacky nine hole pop-up mini-golf book/illustrated by Bill Mayer/ designed by Jim Deesing/paper engineering by Dennis K. Meyer and José Seminario/Smithsonian Institution Libraries



HOW CAN WE CHANGE AN OBJECT'S MOTION?

Golf-o-Rama Pop-Up Mini Golf Book
 Smithsonian Science for the Classroom™
 © Smithsonian Institution

CREDIT: Golf-o-rama: the wacky nine hole pop-up mini-golf book/illustrated by Bill Mayer/ designed by Jim Deesing/paper engineering by Dennis K. Meyer and José Seminario/Smithsonian Institution Libraries



WALK THE PLANK • Par 3 •
Putt up the ramp and down the rocky steps.
Hazard: Slimy lizard eats golf balls for breakfast.
Penalty: Add one stroke if the ball falls off the ramp.



Smithsonian
Science Education Center

HOW CAN WE CHANGE AN OBJECT'S MOTION?

Golf-o-Rama Pop-Up Mini Golf Book
Smithsonian Science for the Classroom™
© Smithsonian Institution

CREDIT: Golf-o-rama: the wacky nine hole pop-up mini-golf book/illustrated by Bill Mayer/ designed by Jim Deesing/paper engineering by Dennis K. Meyer and José Seminario/Smithsonian Institution Libraries